


# 2020-21 Texas Academic Performance Report (TAPR)


This page is intentionally blank.

Texas Education Agency  
2020-21 STAAR Performance (TAPR)  
MEADOW CREEK EL (220916122) - HURST-EULESS-BEDFORD ISD - TARRANT COUNTY

Due to the cancellation of spring 2020 STAAR, 2021 and 2019 STAAR data are shown.
























Texas Education Agency  
2020-21 Attendance, Graduation, and Dropout Rates (TAPR)  
MEADOW CREEK EL (220916122) - HURST-EULESS-BEDFORD ISD - TARRANT COUNTY

	State	District	Campus	African American	Hispanic	White	American Indian	Asian			
--	-------	----------	--------	------------------	----------	-------	-----------------	-------	--	--	--









Texas Education Agency  
2020-21 CCMR-Related Indicators (TAPR)  
MEADOW CREEK EL (220916122) - HURST-EULESS-BEDFORD ISD - TARRANT COUNTY

There is no data for this campus.











Texas Education Agency  
2020-21 Staff Information (TAPR)  
MEADOW CREEK EL (220916122) - HURST-EULESS-BEDFORD ISD - TARRANT COUNTY

Staff Information	----- Campus -----		District	State
	Count/Average	Percent		
Total Staff	60.8	100.0%	100.0%	100.0%
Professional Staff:	51.8	85.2%	68.4%	64.3%
Teachers	42.8	70.4%	54.5%	49.6%
Professional Support	7.0	11.5%	9.7%	10.6%
Campus Administration (School Leadership)	2.0	3.3%	2.8%	3.0%
Educational Aides:	9.0	14.8%	8.0%	10.6%
Librarians and Counselors (Headcount):				
Full-time Librarians	1.0	n/a	25.0	4,290.0
Part-time Librarians	0.0	n/a	0.0	582.0
Full-time Counselors	1.0	n/a	44.0	13,211.0
Part-time Counselors	0.0	n/a	0.0	1,126.0
Total Minority Staff:	19.8	32.6%	31.3%	51.5%
Teachers by Ethnicity:				
African American	3.0	7.0%	6.4%	11.1%
Hispanic	11.4	26.6%	13.7%	28.4%
White	27.4	64.0%	76.1%	56.9%
American Indian	0.0	0.0%	0.7%	0.3%
Asian	1.0	2.3%	2.2%	1.8%
Pacific Islander	0.0	0.0%	0.2%	0.2%
Two or More Races	0.0	0.0%	0.6%	1.2%
Teachers by Sex:				
Males	2.0	4.7%	18.7%	23.8%
Females	40.8	95.3%	81.3%	76.2%
Teachers by Highest Degree Held:				
No Degree	0.0	0.0%	0.3%	1.2%
Bachelors	30.0	70.2%	65.7%	73.0%
Masters	12.8	29.8%	32.9%	25.0%
Doctorate	0.0	0.0%	1.1%	0.7%
Teachers by Years of Experience:				
Beginning Teachers	2.0	4.7%	3.9%	6.7%
1-5 Years Experience	5.1	11.9%	23.8%	27.8%
6-10 Years Experience	7.0	16.4%	23.6%	20.3%
11-20 Years Experience	15.7	36.6%	29.7%	29.1%
21-30 Years Experience	11.0	25.7%	16.1%	13.0%
Over 30 Years Experience	2.0	4.7%	2.9%	3.1%

Texas Education Agency  
 2020-21 Staff Information (TAPR)  
 MEADOW CREEK EL (220916122) - HURST-EULESS-BEDFORD ISD - TARRANT COUNTY

Staff Information	----- Campus -----		District	State
	Count/Average	Percent		
Number of Students per Teacher	16.4	n/a	15.8	14.5

Staff Information	Campus	District	State
<b>Experience of Campus Leadership:</b>			
Average Years Experience of Principals	1.0	6.8	6.4
Average Years Experience of Principals with District	1.0	6.4	5.5
Average Years Experience of Assistant Principals	4.0	6.2	5.5
Average Years Experience of Assistant Principals with District	4.0	5.4	4.8
<b>Average Years Experience of Teachers:</b>			
Average Years Experience of Teachers:	16.7	12.4	11.2
Average Years Experience of Teachers with District:	10.3	7.7	7.2
<b>Average Teacher Salary by Years of Experience (regular duties only):</b>			
Beginning Teachers	\$57,700	\$55,400	\$50,849
1-5 Years Experience	\$59,498	\$59,832	\$53,288
6-10 Years Experience	\$62,927	\$62,682	\$56,282
11-20 Years Experience	\$64,955	\$65,2e B*	

of

[]0 d 1 J 1 j 0.000 0.000 0.000 rg 0.000 0.000 0.000 0.000 0.000 0.000


Texas Education Agency  
2020-21 Staff Information (TAPR)  
MEADOW CREEK EL (220916122) - HURST-EULESS-BEDFORD ISD - TARRANT COUNTY

- Indicates there are no students in the group.
- \* Indicates results are masked due to small numbers to protect student confidentiality.
- \*\* When only one student disability or assessment group is masked, then the second smallest student disability or assessment group is masked regardless of size.
- n/a Indicates data reporting is not applicable for this group.
- ? Indicates that the data for this item were statistically improbable or were reported outside a reasonable range.

Link to: [PEIMS Financial Standard Reports 2019-20 Financial Actual Report](#)  
(To open link in a new window, press the "Ctrl" key and click on the link.)